







	Ameda Purely Yours Ultra	Evenflo Deluxe Advanced	Freemie® Freedom	Lansinoh Signature Pro	Medela Pump In Style	Spectra® S2 Plus
						
<b>Unique Features</b>	Proven Airlock Protection™ barrier which helps protect milk while keeping pump tubing dry and clean. No need to clean the tubing. CustomControl™ empowers moms to more closely mimic their baby's nursing rhythm. Moms have complete control of their cycle, both suction and speed, to select the best levels for their milk flow and comfort.	PerfectlyPure™ design is a closed system that prevents milk back up in tubing, which helps to keep tubing clean and dry, protecting mom's breast milk from contamination and making pump cleaning more efficient. AdvancedControl™ technology creates 32 unique setting combinations of speed and suction for optimal control.	Allows you to double pump hands free and with your shirt on. The Freemie cups are supported by regular or nursing bras. Pump connection kit allows you to interrupt pumping and disconnect from pump so you can move around without interrupting milk collection, and then reconnect and resume pumping	The only pump that offers independent control of three different pumping styles and eight levels of suction to maximize milk production and comfort. The closed system design guarantees milk will not back up into the motor and prevents mold and bacteria.	Patented 2-Phase Expression technology pump. Adjustable speed/vacuum control helps mom choose her most comfortable pump setting. One-touch let-down button lets mom toggle between Stimulation and Expression Phases for more efficient pumping sessions.	Hospital-strength double breast pump. Hygienic closed system designed to initiate, increase and sustain a milk supply over a long period of time. Gentle suckling action and massage mode to encourage speedy letdown. Adjustable suction strength and cycle speed, night light with two settings, timer
<b>Breast Flanges</b>	2 - 30.5mm and 2 - 28.5mm	2 - 30.5mm Flange Kits 2 - 24.5mm and 2 - 28mm Soft Flange Inserts	2 - 25mm and 2 - 28mm	2 - 25mm	2 - 24 mm	2 - 24mm and 2 - 28mm
<b>Carrying Bag Included</b>	Dottie Tote	Shoulder Bag	No	No	No	No
<b>Open or Closed System</b>	Closed	Closed	Closed	Closed	Open	Closed
<b>BPA Free Components</b>	Yes	Yes	Yes	Yes	Yes	Yes
<b>Bottles Included</b>	4 - 4oz.	4 - 5oz.	None	2 - 5oz	2 - 5 oz.	2 - 6 oz.
<b>Other Accessories Included</b>	Cool'N Carry Tote with (3) cooling elements, (4) extra 4 oz. bottles with lock-tight sealing lids, Milk Storage Guidelines card, NoShow Premium™ Disposable Nursing Pads 2 pack Sample, Store'N Pour™ Milk Storage Bags 2 pack Sample, (2) extra valves	Insulated Cooler Bag, (3) Ice Packs, Breastfeeding Guide Card, Instructions to Access Simply Breastfeeding™ and Breast Pumps & Briefcases™ Programs, AC Adapter, (2) Extra Valves and Membranes, Instructions for Use	Integrated powercord	2 Breast Flange Bodies, 2 Collars, diaphragms, and sealing discs. 2 White valves (2 extra), 3 Connection tubes, Tubing strap, Y Tubing connector. 2 Breastmilk Storage Bags, 2 Disposable Nursing Pads, Lansinoh® HPA Lanolin sample	Compact motor unit in a soft bag.	2 valves, 2 sets of tubing and 2 backflow protectors
<b>Battery Compartment</b>	Yes (6-AA batteries not included)	Yes (6-AA batteries not included)	No	Yes (6-AA batteries not included)	No	No
<b>Warranty</b>	1 Year	1 Year	1 Year	1 Year	1 Year	2 Year
<b>Pump Weight</b>	4.0 lbs.	3.15 lbs.	3.2 lbs.	3 lbs.	4.2 lbs.	4.1 lbs.

The type of breast pump available to you depends upon your insurance coverage. We are contracted with most insurance plans.