











	Ameda Mya	Ardo Calypso Essentials	Evenflo Deluxe Advanced	Freemie Independence	Lansinoh Smartpump™ Deluxe	Lansinoh Signature Pro	Medela Pump in Style Advance® Starter Set	Spectra S2 Plus	Minuet	Zomee
										
Unique Features	The Ameda Mya is a break-through hospital strength portable breast pump that is compact without compromise. Mya is small, super lightweight, ultra-silent, and can be operated by a rechargeable battery. Mya offers moms a convenient, safe, discreet way to provide their babies vital nutrition with a new level of freedom. Whether it's work, travel, running errands, or just having a night out, Mya is the easiest way to pump on-the-go.	The Ardo Calypso Essentials breast pump features independent vacuum and cycle adjustment - 64 total settings for maximum comfort and gentleness. Vacuum Seal™ technology creates a completely closed system - no milk in the tubes or pump. The unique Line&Lock™ feature of the pump set secures the lid against accidental pull-off and spillage.	Designed with leading lactation professionals, the Evenflo Feeding Advanced Double Electric Breast Pump includes premium features moms are looking for. This hospital strength, full-time use pump helps maximize milk output, is comfortable and gentle on breasts, and is quiet and portable for discreet pumping anywhere.	Hospital Grade power that fits in your pocket. The Patented Freemie Independence Pump and new Freemie Closed System Collection Cups (no milk in the tubing!) allows you to double pump, hands free, with your clothes on while you work or play. Save time and gain flexibility by pumping where you need to pump, when you need to pump.	Only Available Through Byram. Lansinoh's Smartpump™ uses Bluetooth® technology to connect seamlessly to the Lansinoh Baby App to track pumping sessions, baby's activities and more, simplifying your pumping routine. Three customizable pumping styles mimic baby's natural feeding pattern to maximize milk production and comfort. Hygienic closed system design guarantees no milk backup in tubing or motor for easier cleaning.	The Lansinoh® Signature Pro™ Double Electric Breast Pump offers independent control of three different pumping styles and eight levels of suction to maximize milk production and comfort. The closed system design guarantees milk will not back up into the motor and prevents mold and bacteria. It's compact size and quiet motor make it convenient for the mom on-the-go	From the #1 recommended breast pump brand delivers effective pumping in a modular solution. The award-winning Pump in Style has been the first choice of millions of moms for more than two decades. Offering trusted, research based performance with 2-Phase Expression® Technology in a streamlined format customizable to mom's changing lifestyle.	Hospital-strength double breast pump. Hygienic closed system designed to initiate, increase and sustain a milk supply over a long period of time. Gentle suckling action and massage mode to encourage speedy letdown. Adjustable suction strength and cycle speed, night light with two settings, timer	The Minuet is an innovative, compact designed breast pump that provides powerful, double expressing performance. It features 7 levels of massage modes and 9 levels of expressing modes to make pumping more comfortable and efficient. The Minuet also offers a special 2 pattern system that mimics the way a baby eats from a mom on expression mode. Rechargeable battery and a new improved hygienic backflow protection system, the Minuet is on trend with an informative LCD and USB charge port.	The Zomee Breast Pump is extremely quiet and supports several charging systems so you can charge it just about anywhere. A soft breast cushion on the pump along with 9 different suction levels allows moms to choose a level that matches the baby's feeding pattern for super comfort and efficiency while being a closed valve multi user on an LCD screen.
Breast Flanges	24 mm (standard), 28 mm, 30mm	2 - 25 mm	2 - 30.5mm 2 - 24.5mm and 2 - 28mm Inserts	2 - 25mm (2 - 28mm included Deluxe version only)	2 - 25mm 2 - 30.5mm	2 - 25mm	2 - 24mm 2 - 27mm	2 - 24mm 2 - 28mm	2 - 24mm 2 - 27mm Optional 30mm	2 - 24mm 2 - 28mm 2 - 27mm
Carrying Bag Included	No	No	Shoulder Bag	Compact Bag	Tote Bag	No	No	No	No	No
Open or Closed System	Closed	Closed	Closed	Closed	Closed	Closed	Open	Closed	Closed	Closed
BPA Free Components	Yes	Yes	Yes	Yes	Yes	Yes	Yes	Yes	Yes, BPA and Phtalate free	Yes, BPA and Phtalate free
Bottles Included	2 - 5 oz.	2 - 5 oz.	4 - 5 oz.	None	4 - 5 oz	2 - 5 oz	2 - 5 oz.	2 - 6 oz.	Yes, 2-150ml w/caps,disks, covers	Yes, 2-140ml w/caps,nipples, covers
Other Accessories Included	AC Power Adapter (12V), Dual Milk Collection System, 24.0mm Flanges (2), Valves (2), Tubing (2), Diaphragms (2), 5oz Wide Neck Bottle (2), Locking Cap and Ring (2), Instructions for Use	Power adapter, Double Pumpset (26 mm with 150ml/5fl.oz bottles), instructions for use, 2 spare lip valves, 2 bottle stands	Advanced Double Electric Breast Pump, (2) 30.5mm Flange Kits, (2) 28.0mm Soft Flange Inserts, (2) 24.5mm Soft Flange Inserts, (4) 5 fl. oz. Advanced Milk Collection Bottles, (4) Bottle Cap Rings with Silicone Sealing Discs, (1) Shoulder Bag, (1) Insulated Cooler Bag, (3) Ice Packs, (2) Extra Valves & Membranes, (1) AC Adapter, Balance+ Standard Slow Flow Nipple, Instructions for Use	3 Memory Settings, Removable Belt Clip, Wall Adapter	2 Breast Flange Bodies, 2 Diaphragm Caps, 2 Diaphragms, 4 Storage Caps, 2 Feeding Collars, 2 Lansinoh® NaturalWave™ Nipples and caps, 2 Bottle stands, 2 White valves (2 extra), 3 Connection tubes and tubing connectors, Tote bag Cooler bag with ice pack, AC adapter, Pump manual	2 Diaphragms and Caps, 2 Breast Flange Bodies, 2 Storage Caps, 2 Feeding Collars, 2 Bottle stands, 2 white valves (2 extra), 3 Connection tubes and tubing connectors, BPA and BPS Free, Pump manual	(2) Breast Shield Connectors, (2) Valves and membranes, (1) Complete Tubing, (8) Disposable Nursing Pad samples (not pictured), (1) Power adaptor, (1) Battery pack (8 - AA batteries not included) and (1) Instructions for use.	2 valves, 2 sets of tubing and 2 backflow protectors	2 Air Tubes, 1 B-Connector, 2 Diaphragm Caps, 1 AC Adapter 1 USB Charging Cable, 1 Instruction Manual, 2 Massage Shield Inserts, 2 Duckbill Vales	2 Duckbill Valves, 3 Air Tubes, 2 Diaphragm Cover Caps, 2 Diaphragms, 1 AC Adapter, 1 USB Power Cable, 2 Breast Shield Body, 2 Regular Valves & Membranes, 2 Breast Shield Cover Caps, 2 Soft Silicone Massagers. 1 Tubing Dock Switch, 2 Breast Shield Base Stands, 2 Standard Neck Bottle Adapters, 1 Instruction Booklet and Warranty Info.
Battery Compartment	Internal Battery Rechargeable	Yes (batteries not included)	Yes (batteries not included)	Yes - Battery Powered, micro USB Rechargeable (Includes Micro USB Cable)	Yes (batteries not included)	Yes (batteries not included)	Yes (batteries not included)	No	Yes - Battery Powered, micro USB Rechargeable (Includes Micro USB Cable)	Flexible Charging Options - AC adapter or USB
Warranty	2 Year	400 Hours or 1 Year	3 Years	1 Year	1 Year	1 Year	1 Year	2 Year	2 Year	1 Year
Pump Weight	1/2 lb.	1.2 lbs.	1.05 lbs.	8 oz.	3 lbs.	3 lbs.	4.7 lbs.	4.1 lbs.	0.5 oz	1 lb

The type of breast pump available to you depends upon your insurance coverage. We are contracted with most insurance plans.